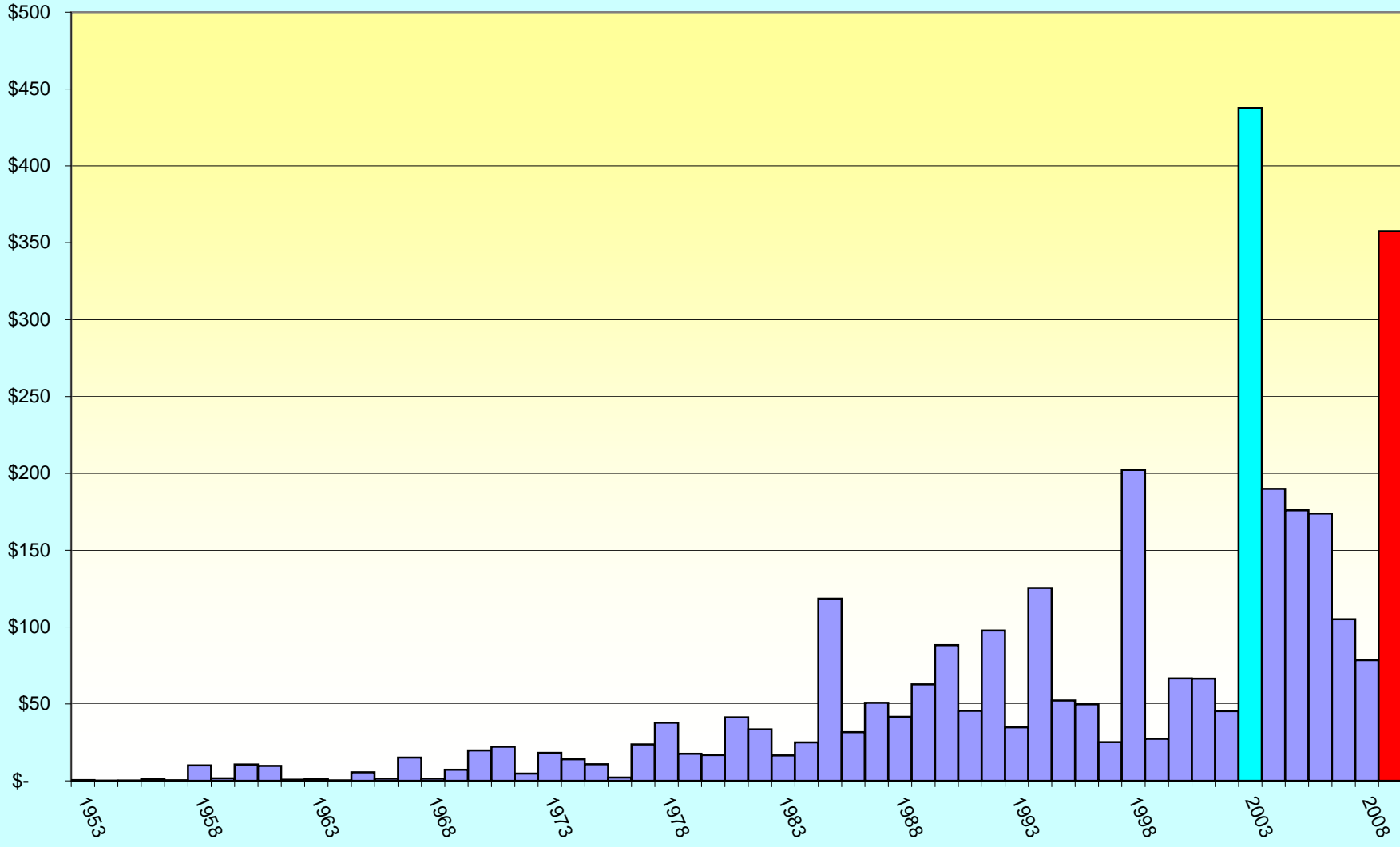


Week of September 24- 30, 2009

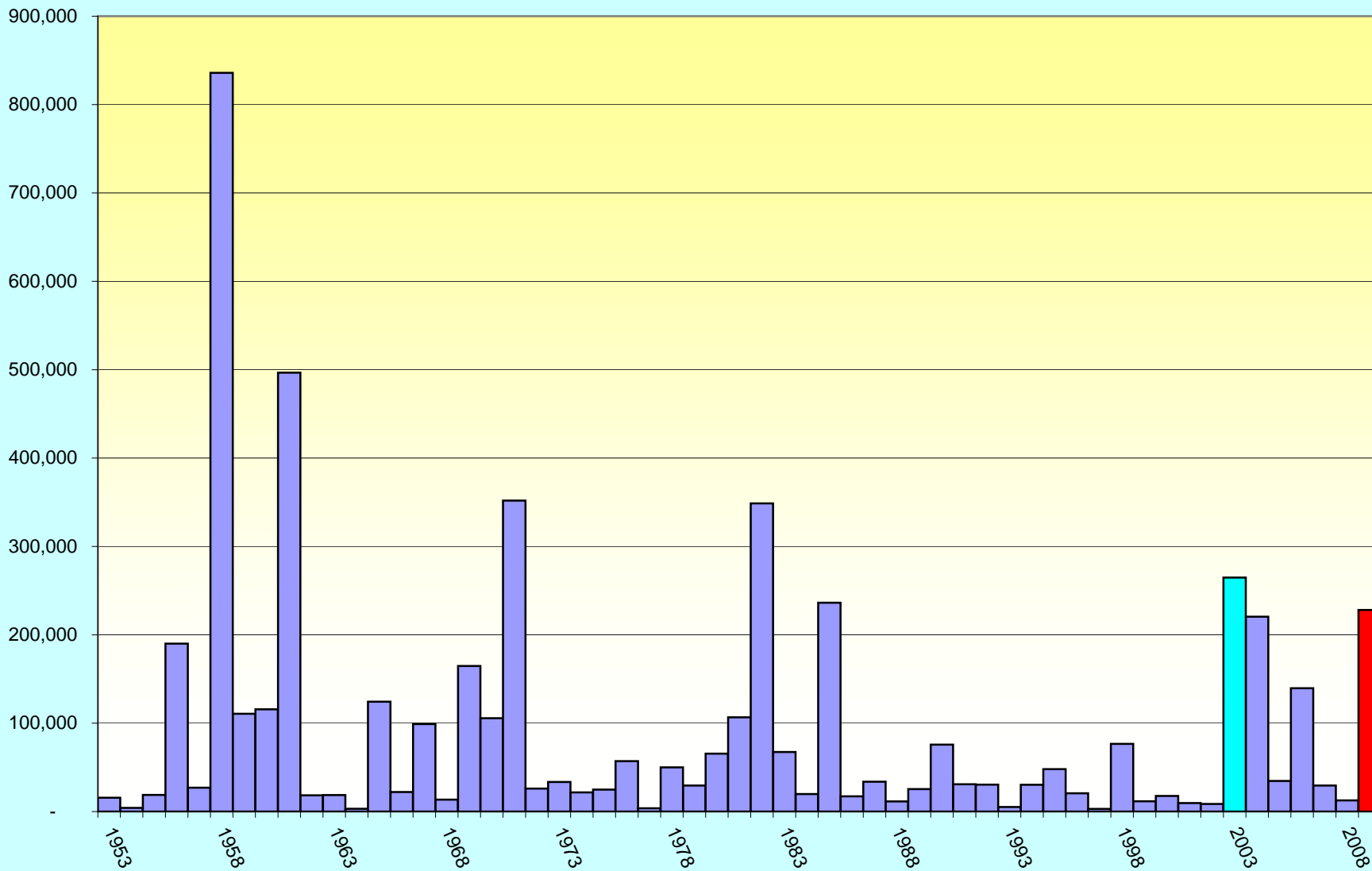
	2009	10-Yr Average	Notes
Week of Sep 24 - Sep 30			
Burning today *	314		
Fires *	36	20	
Cost *	\$7,618,125	\$1,566,741	
Year to Date as of September 30			
Fires *	3058	1677	
Cost *	\$357,617,815	\$113,693,137	
Ha *	228,148	71,351	
\$/ ha	\$1,567	\$1,593	
Silviculture Requirement			
ha	114,074	35,676	THFLB
Seedlings	136,888,800	42,810,600	
Cost \$	\$164,266,560	\$51,372,720	
Timber Values Lost			
Volume destroyed	68,444,400	21,405,300	m ³
Stumpage loss \$	\$34,222,200	\$10,702,650	
Biomass Consumption			
Gross	47,682,932	14,912,359	BDT
Net	9,536,586	2,982,472	BDT
Energy Release			
Heat - Gross	143,048,796	44,737,077	GJ
Heat - Net	121,591,477	38,026,515	GJ
Heat - value \$	\$1,337,506,243	\$418,291,670	
Homes heated	1,105,377	345,696	Home heating needs per year
Electric - Gross	39,767,565,288	12,436,907,406	kWhr
Electric - Net	9,941,891,322	3,109,226,852	kWhr
Electric - value \$	\$695,932,393	\$217,645,880	
Homes electrical	544,761	170,369	Home electrical needs per year
Explosion equivalence	29.06	9.09	Mt TNT
Emissions - Greenhouse Gas			
CO2	25,558,052	7,993,024	tonnes CO2e
CO	8,878,562	2,776,681	tonnes CO2e
CH4	54,835,372	17,149,213	tonnes CO2e
NOx	4,138,878	1,294,393	tonnes CO2e
Total GHG	93,410,864	29,213,311	tonnes CO2e
BC Carbon Tax \$	\$1,401,162,957	\$438,199,669	
Car Equivalent	18,682,173	5,842,662	Passenger Car - gas
Truck Equivalent	2,122,974	663,939	Truck - diesel
Emmissions - Human Health			
PM 2.5	419,610	131,229	tonnes
SO4	19,073	5,965	tonnes
PM 10	5,965	20,877	tonnes
Diesel Truck Emmision Comparison			
PM 2.5	109,581,644	34,270,561	Diesel trucks
SO4	7,445,801	2,328,599	Diesel trucks
PM 10	16,088,142	5,031,405	Diesel trucks



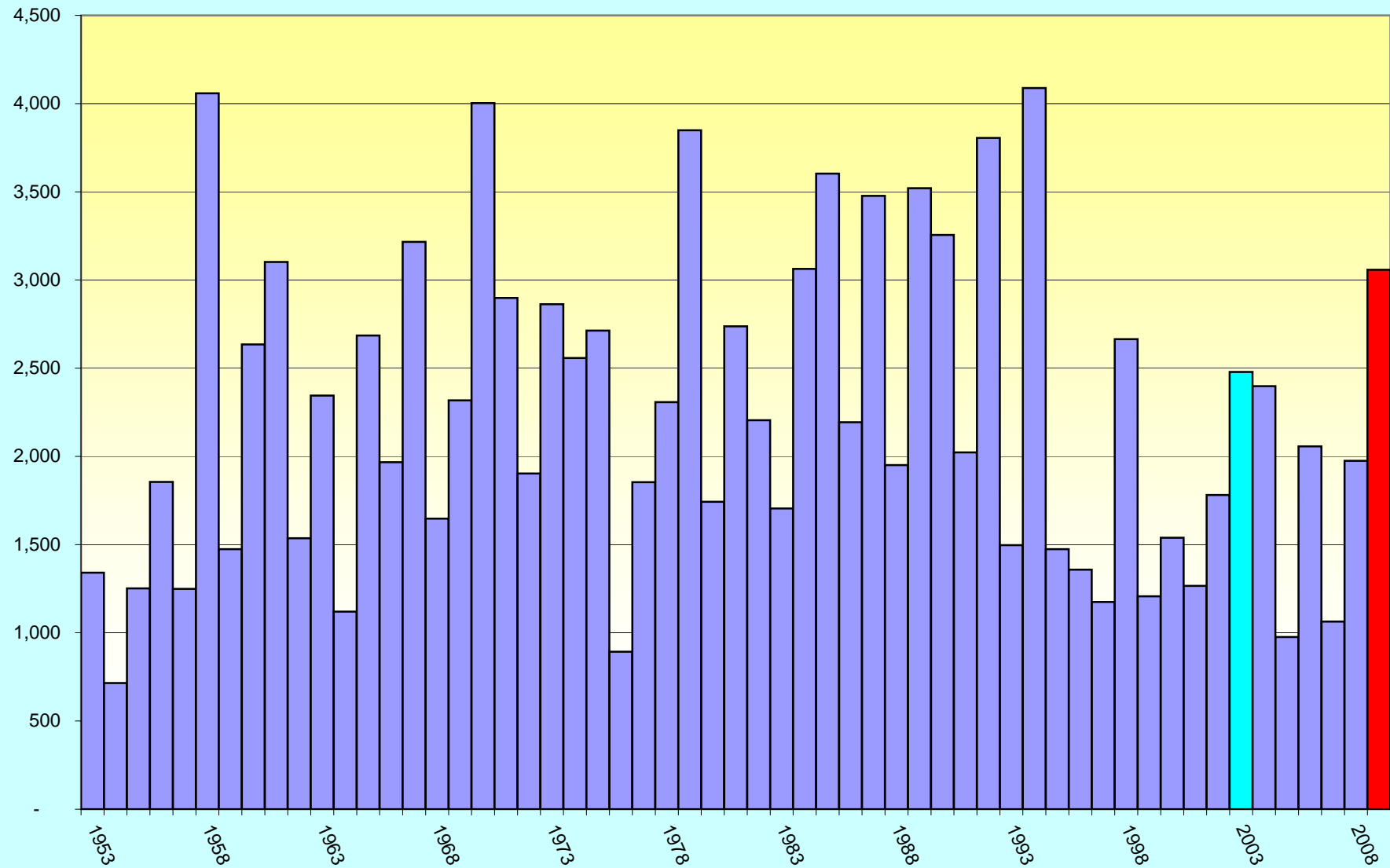
Fire Suppression Costs Adjusted to 2009 \$CDN (x million)



Annual Burned Area (ha)



Annual Number of Fires





Provincial Fire Centre Weekly Fire Situation Report



Wildfire Summary for Sep 24 - 30, 2009

Fire Centre	Burning Today	Totals This Week		Totals To Date		
		Fires	Costs	Fires	Costs	Ha
Coastal	42	9	\$154,859	525	\$51,067,969	7,129
Northwest	19	0	\$14,587	144	\$6,874,297	13,881
Prince George	34	4	\$634	316	\$14,456,003	40,269
Kamloops	173	13	\$1,454,531	1030	\$125,011,127	53,388
Southeast	32	6	\$142,606	581	\$12,002,052	3,974
Cariboo	14	4	\$2,344,457	462	\$42,464,804	109,507
Headquarters			\$3,506,451		\$105,741,563	
TOTAL	314	36	\$7,618,125	3058	\$357,617,816	228,148
*Historical Averages		20	\$1,566,741	1677	\$113,693,137	71,351

This Week's Activities

There have been 36 fires in the province this week. As a result of cooler temperatures, precipitation, and snow at higher elevations, there has been a reduction in fire activity.

Currently, there are three notable fires in the province: Kelly Creek, Big Dog Mountain, and Ore Creek. All other previous fires of note are 100 per cent contained and continue to be patrolled.

The Kelly Creek fire (C40429) is 20,925 hectares and 65% contained. All evacuation alerts have been rescinded.

The Big Dog Mountain fire (K71185) is 7,014 hectares and 60% contained. The Restricted Area Order has been lifted.

The Ore Creek fire (K71219) is 5,095 hectares and is 50% contained. The Restricted Area Order has been lifted.

Fire camps will continue to de-mob equipment over the next week.

Forecasted Activities

Over the next few days, temperatures will remain cooler than normal for this time of year. Next week, a warm and dry trend is forecast with temperatures above average.

This will be last weekly situation report for this season. See you next year!

Provincial Fire Control Officer

John Flanagan

* "Historical Averages" reflects a 10-year average for number of fires and costs (in 2008 dollars) taken from 1999 to 2008.



Provincial Fire Centre Weekly Fire Situation Report

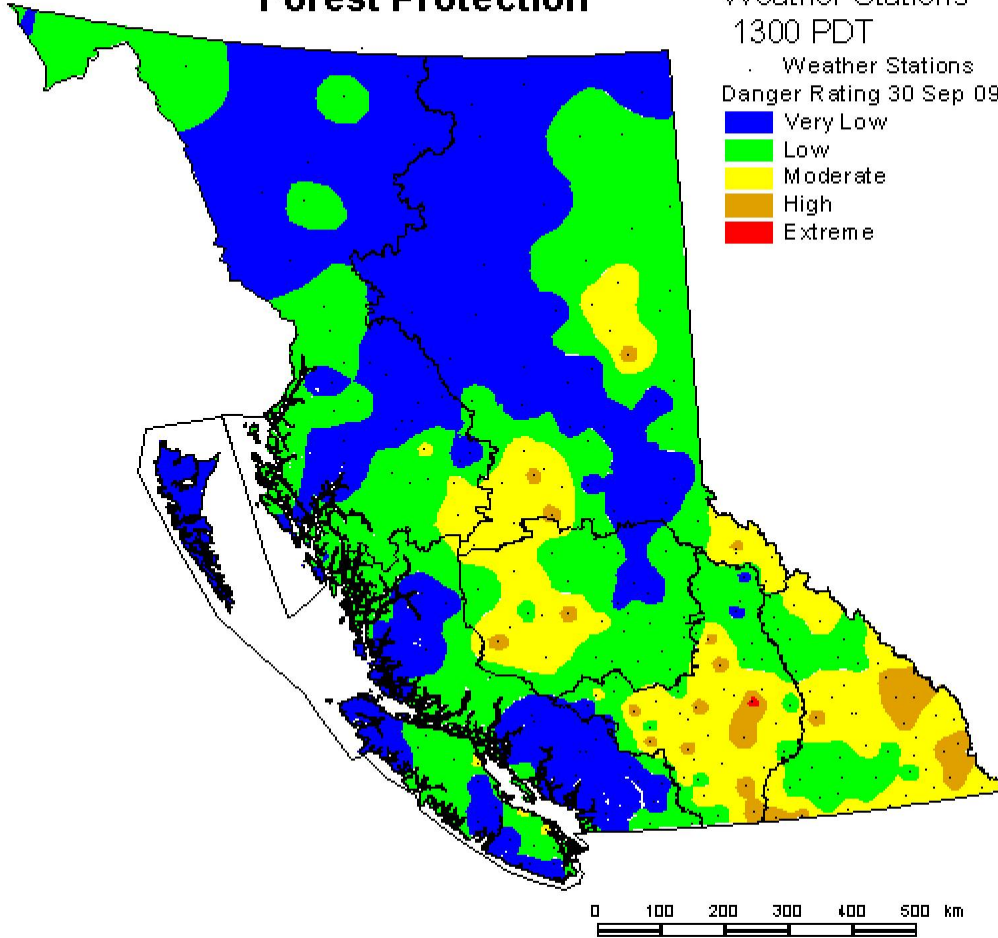


British Columbia Forest Protection

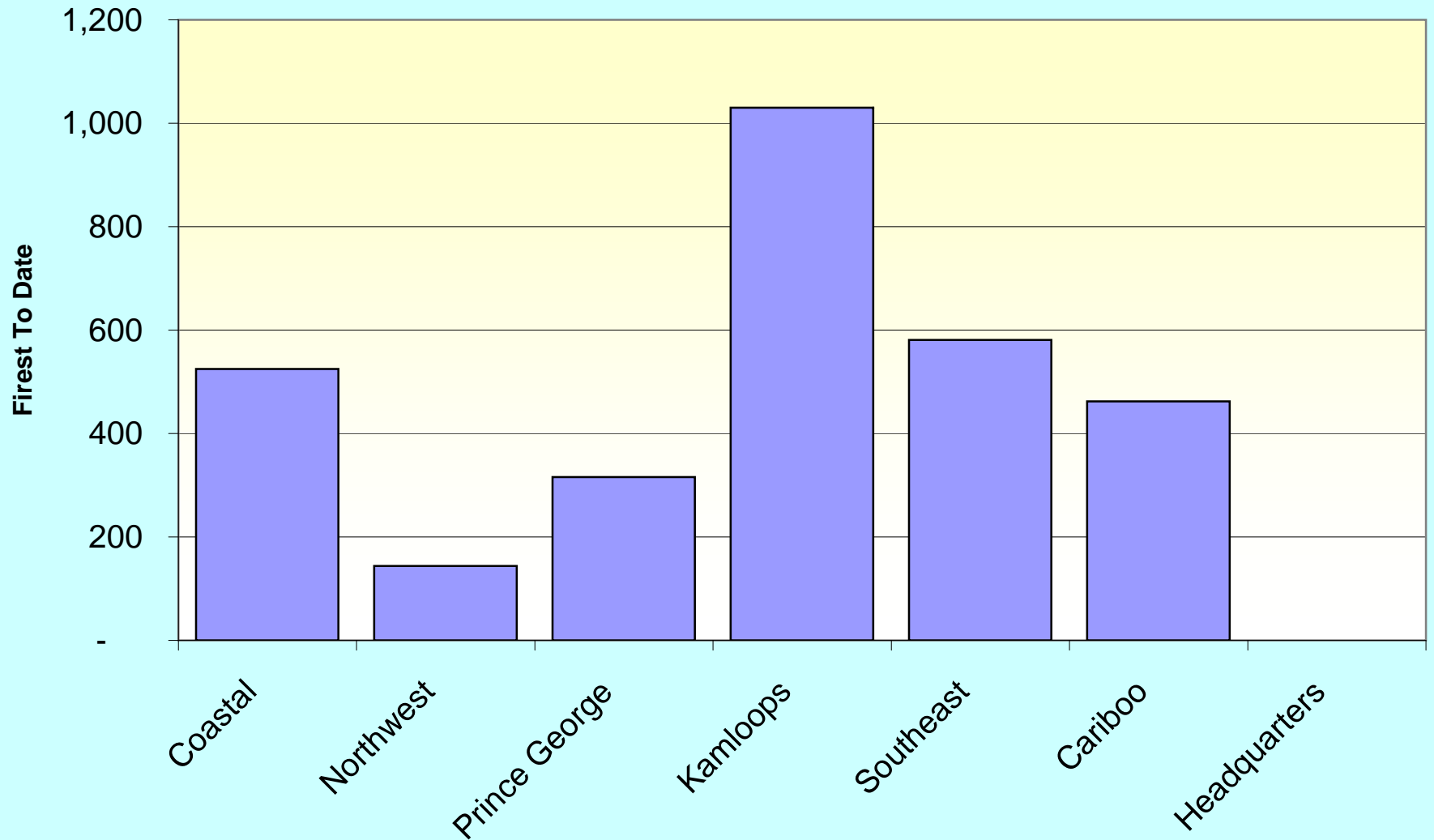
Weather Stations
1300 PDT

Weather Stations
Danger Rating 30 Sep 09

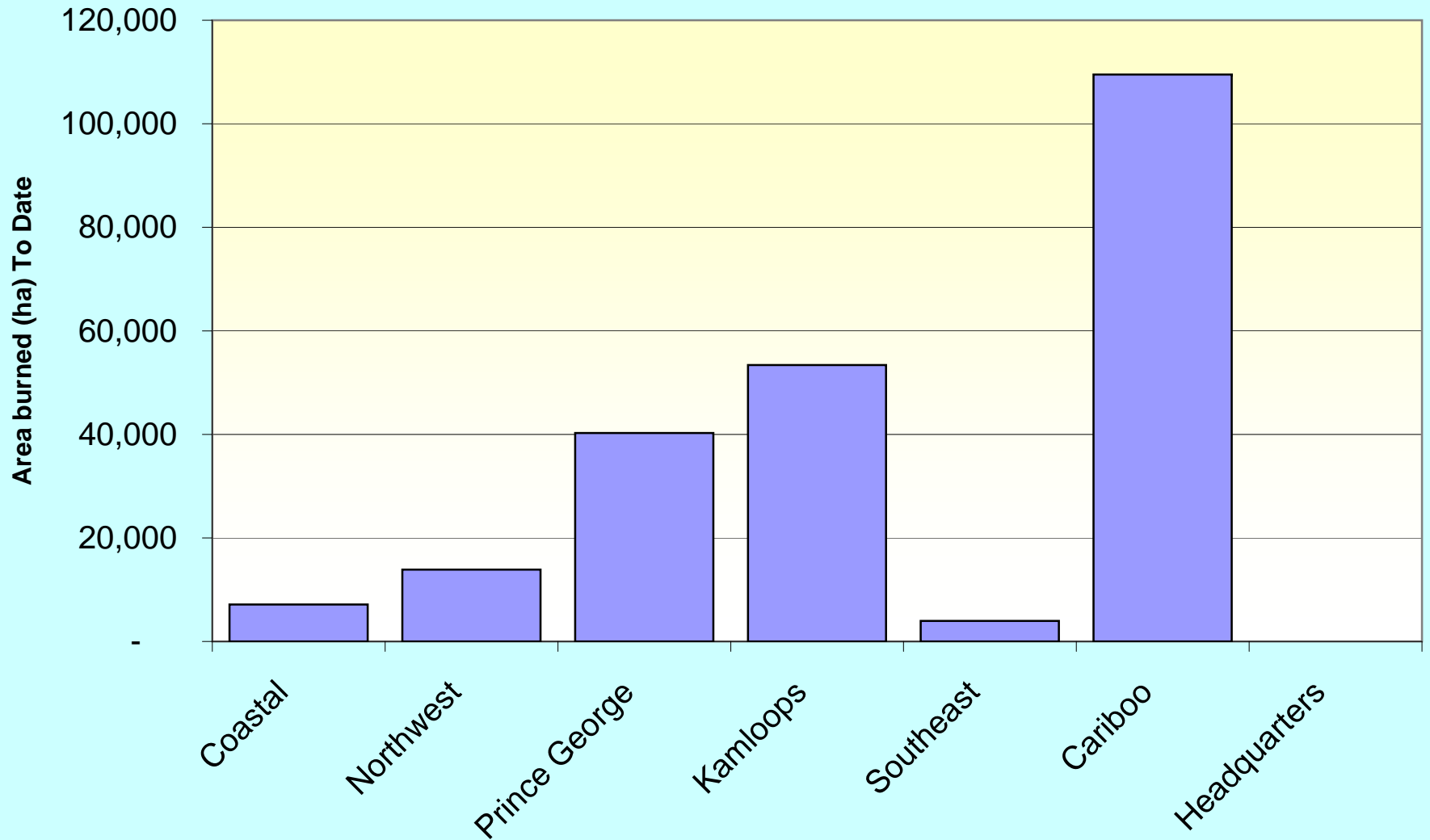
-  Very Low
-  Low
-  Moderate
-  High
-  Extreme



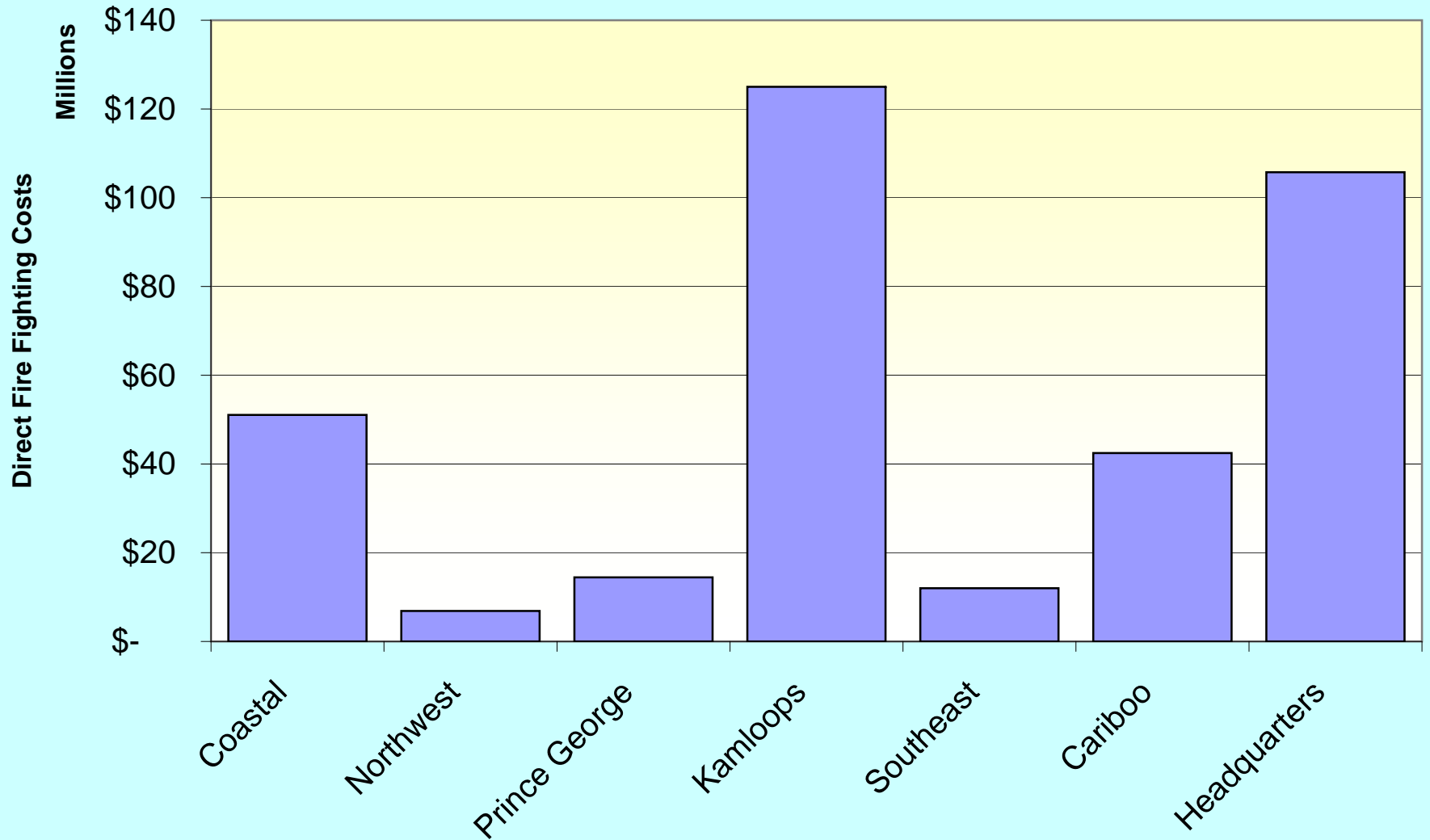
2009



2009



2009



2009

